



## Fixing Turret Index Error:


- Press the emergency button before doing any maintenance on the machine.




- Remove four screws, one on each corner of the turret's back cover with a 5mm hex wrench.



- Pull back cover out and set it aside along with the corresponding screws.
- Use a ratcheting wrench with a 7mm socket to turn the outlined nut either clockwise or counterclockwise, it does not make a difference.



- Continue turning the turret until the yellow light on the bottom turns on.



- Remove the ratchet wrench and release the emergency button. Set the machine to handle or jog mode and use the operator panel to move the turret clockwise and counterclockwise a few times to confirm the problem is fixed. Press the emergency button once again to mount the back cover on.